



HEAVY

GROUND MOBILITY SYSTEM

HEAVY GROUND MOBILITY SYSTEM

The Heavy Ground Mobility System creates a modular, aluminum access route to improve the mobility of vehicles and aircraft. Best suited to adverse terrain conditions, including snow, marsh, mud, and sand, the system is suitable for heavy tracked and wheeled vehicles, including tanks, tank carriers, and bridge transporters.

The system comprises of a deployment and recovery mechanism, and M150 Trackway® which is the ideal solution for route clearance, bridging access and egress, parking areas, gap crossing and over the shore operations. The renowned M150 Trackway® is graded as Military Load Classification (MLC) 70 baseline on 3% California Baring Ratio ground conditions, and loads of up to MLC 150 dependent on the ground conditions.

In operation worldwide to ensure expeditionary forces can tackle the toughest terrains on earth when ground bearing pressure is low, our Heavy Ground Mobility System prevents vehicle damage and protects environments.





Rapidly deployed and
mission critical

M150 TRACKWAY®

M150 Trackway® is an aluminum alloy panel which interlocks in multiples using a sliding joint and quick release locking bolt to create land and over the shore access on challenging ground conditions. Once assembled to the required size, the M150 Trackway® can be rolled up for storage and transportation. Permitting wheeled or tracked vehicles to traverse soft ground without bogging down or causing severe damage to the ground surface, M150 Trackway® comprises of half panels at 16ft 4in (5m) intervals to allow for easy splitting and joining.

CAPABILITY

✓	Creates roadways and access routes that can withstand heavy traffic
✓	Enables ingress and egress points at bridgeheads to allow vehicles to cross easily
✓	Facilitates a smooth beach landing in over the shore operations
✓	Allows vehicle access across terrain with a low California Bearing Ratio (CBR)
✓	Multi-purpose solution and can be used as part of Rapid Runway Repair
✓	Limits environmental damage caused by heavy vehicle traffic
✓	Can withstand repeated loads of up to 150T, depending on ground conditions
✓	Ensures continuous vehicle mobility in any environment
✓	Helps to ensure rapid mission completion






SPECIFICATION

✓	Independently climatic tested to MIL-STD 810F for: <i>Cold, Humidity, Heat, Solar & Dust, Vibration, Salt Mist and Shock</i>
✓	Aluminum alloy panel, joined together in multiples by a tongue and groove joint, with a locking bolt to secure
✓	Connected using male and female t-slots forming an articulated joint
✓	Designed to be constantly reused for multiple operations, has a long operational life and is recyclable
✓	Withstands ambient temperatures ranging from -40°F to +140°F
✓	Anodised as standard for marine environments. Powder coating options available
✓	Half panels every 16ft 4in (5m) for easy splitting and joining
✓	Sighting rods to aid accurate deployment
✓	Anchorage kit to secure on inclines

It does not float and is suitable in flowing water;
It is easily cleaned, minimising retention of mud and debris;
It is easily inspected and repaired;
It has a high traction surface;
Easy splitting and joining of panels if submerged, or are full of dirt.

DIMENSIONS PER PANEL

		Full Panel	Half Panel
✓	Width:	15ft (4,572mm)	7ft 6in (2,286mm)
✓	Length:	9in (228mm)	9in (228mm)
✓	Effective Length:	8 ⁵ / ₁₆ in (211mm)	8 ⁵ / ₁₆ in (211mm)
✓	Height:	1 ³ / ₄ in (31mm)	1 ³ / ₄ in (31mm)
✓	Weight:	73lb (33.11kg)	36.5lb (16.6kg)
✓	Weight / Area:	7lb/ft ² (34.1kg/m ²)	7lb/ft ² (34.1kg/m ²)





DEPLOYMENT OPTIONS

TRACKRACK®


The Trackrack® is a specifically designed device for the launch and recovery of up to 164ft (50m) M150 Trackway®. Manufactured from steel and featuring a hydraulic motor, the Trackrack® base can be mounted to any commercial or military DROPS / PLS enabled chassis. Comprising of the Trackrack® base, Spoolframe and a Spool, the M150 Trackway® panels are coiled onto the Spool which is housed within the Spoolframe, which attaches to the Trackrack® via a Slewing Assembly; the Slewing Assembly allows for the 90° rotation between transit and operational mode.

CAPABILITY

✓	Deployment, recovery, storage and transit device
✓	Deploys and recovers up to 164ft (50m) of M150 Trackway® in under 5 minutes
✓	Additional rolls of 164ft (50m) can be deployed by use of a Spoolrack
✓	Only two individuals are required
✓	Launch assister allows for deployment without straps



PLAY VIDEO





SPECIFICATION

✓	95% recyclable components
✓	Constant tension device
✓	Accessories are placed within lockers built into the Trackrack®
✓	ISO twistlocks for easy transportation
✓	Wireless control system
✓	CARC and IRR coatings available (optional)

DIMENSIONS

✓	Width:	8ft 7 ¹⁶ / _{in} (2,450mm)
✓	Length:	19ft 3 ⁷ / ₈ in (5,890mm)
✓	Height:	7ft 8 ¹⁵ / ₁₆ in (2,360mm)
✓	Weight (Trackrack® only):	8,994.9lb (4,080kg)
✓	Weight (with 164ft (50m) M150 Trackway®):	28,042lb (12,720kg)

INDEPENDENT TRACKRACK®

The Independent Trackrack® rapidly deploys and recovers up to 98ft (30m) M150 Trackway® and is compatible with a Spoolrack for additional lengths. Featuring its own independent power pack, the system does not require hydraulic or electrical power supply from the host vehicle. Designed to allow militaries with 20' ISO 1496-2/668 container handling chassis, the hydraulic and electrical requirements are provided by the built-in Independent Power Unit (IPU).

CAPABILITY

✓	Deployment, recovery, storage and transit device
✓	Deploys and recovers up to 98ft (30m) of M150 Trackway® in under 5 minutes
✓	Only two individuals are required

SPECIFICATION

✓	95% recyclable components
✓	Constant tension device
✓	Secured to the chassis using ISO 1161 twist locks
✓	Self extinguishing electrical system, and black-out lighting system
✓	4 x storage boxes with internal lighting
✓	Built on a 20ft ISO frame with tie down and lifting points to MIL-STD 209K

DIMENSIONS

✓	Width:	7ft 11 ¹⁵ / ₁₆ in (2,437mm)
✓	Length:	19ft 10 ⁷ / ₁₆ in (6,057mm)
✓	Height:	6ft 7 ¹ / ₈ in (2,010mm)
✓	Weight (Trackrack® only):	10,650lb (4,934kg)
✓	Weight (with 30m (98ft) M150 Trackway®):	17,518lb (10,400kg)





Spool

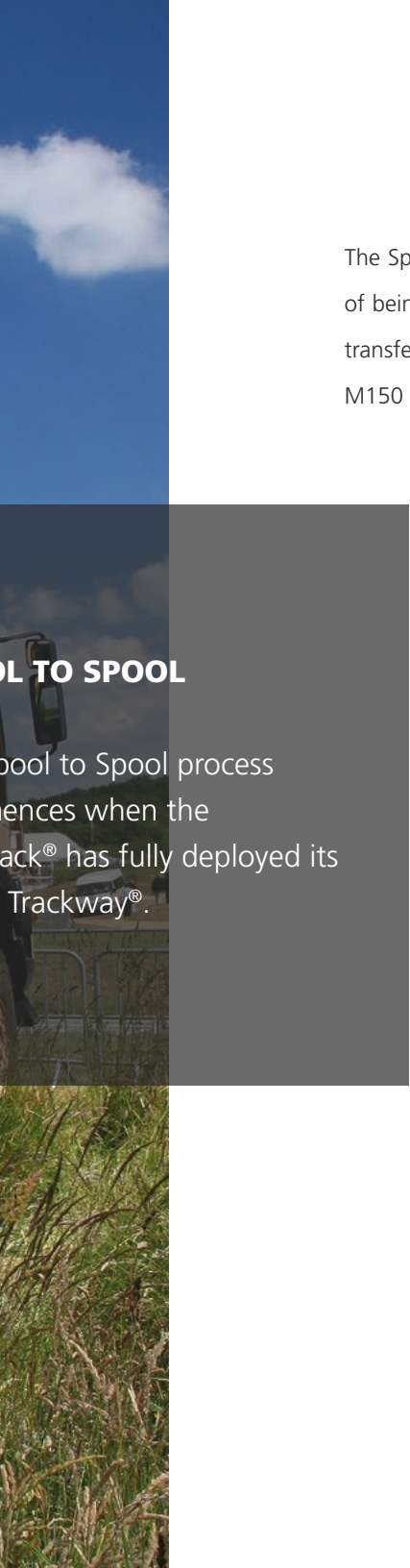
Trackway®

Spoolrack

SPOOL

The Spool
comm
Track
M150

Trackrack®



POOL TO SPOOL

pool to spool process
ences when the
ack® has fully deployed its
Trackway®.

SPOOLRACK

The Spoolrack is a transportation and storage device for up to 164ft (50m) M150 Trackway® which is coiled onto the Spool. Trailer mounted, and capable of being towed behind the chassis transporting the Independent Trackrack® or Trackrack®, the Spoolrack enables additional rolls of M150 Trackway® to be transferred to the Independent Trackrack® or Trackrack® for deployment should multiple lengths be required. The Spool to Spool process enables the additional M150 Trackway® roll to be transferred to the Independent Trackrack® or Trackrack® by aligning the Spoolrack to it. Once the Spool to Spool transfer is complete, the new allocation of M150 Trackway® can be deployed.

DIMENSIONS

✓	Width:	8ft ^{1/16} in (2,440mm)
✓	Length:	19ft 3 ^{7/8} in (5,890mm)
✓	Height:	7ft 4 ^{1/16} in (2,236mm)
✓	Weight (Spoolrack only):	4,718lb (2,140kg)
✓	Weight (with 164ft (50m) M150 Trackway®):	23,766lb (10,780kg)

HEAVY BEAM DISPENSER

The Heavy Beam Dispenser transports, stores, deploys and recovers up to 98ft (30m) of M150 Trackway®. Compatible with front-end loaders and telescopic handlers, the Heavy Beam Dispenser is suitable for multi-role operations, where many 98ft lengths of M150 Trackway® are required to create a long access road or large hard standing area.

CAPABILITY

✓	Deployment, recovery, storage and transit device
✓	Deploys and recovers up to 98ft (30m) of M150 Trackway® in under 5 minutes by two individuals
✓	Compatible with front-end loaders and telescopic handlers with a minimum handling capacity of 12T

SPECIFICATION

✓	95% recyclable components
✓	Steel construction with hydraulic motor with black-out lighting system
✓	Suitable for mineral oil and biodegradable oil
✓	Connected to the host plant using quick hitch and quick release hydraulic couplings. Electrical connections are not required
✓	Spool is locked in place by secured manual locking levers
✓	The spooling in and out of the M150 Trackway® is controlled by the auxiliary hydraulic circuit of the host machine





DIMENSIONS

✓	Width:	19ft ³ / ₈ in (5,800mm)
✓	Length:	4ft 11 ¹ / ₁₆ in (1,500mm)
✓	Height:	5ft 10 ⁷ / ₈ in (1,800mm)
✓	Weight (Heavy Beam Dispenser only):	5,511lb (2,500kg)
✓	Weight (with 98ft (30m) M150 Trackway®):	17,636lb (8,000kg)

HEAVY CONTAINER

The Heavy Container is a steel ISO container that transports, stores, deploys and recovers up to 295ft (90m) M150 Trackway®. Compatible with a rough terrain tele-handler via twistlocks, the Heavy Container can be mounted to telescopic forklifts and wheeled loaders subject to specification.

CAPABILITY

✓	RTCH mounted transportation, deployment, recovery and storage system for M150 Trackway®
✓	Deploys 295ft (90m) of M150 Trackway® in less than six minutes
✓	Ideal solution for Over the Shore operations
✓	Requires only two personnel - one RTCH operator and one ground guide

SPECIFICATION

✓	Can be mounted to tele-handlers telescopic forklifts and wheeled loaders
✓	Requires simple, periodic maintenance which offers a reduced whole life cost
✓	Connected to the RTCH top handler via the RTCH twistlocks
✓	Controlled hydraulically in cab by the RTCH driver via the joystick
✓	An ISO container which can be transported by land, sea or air






DIMENSIONS

✓	Width:	8ft (2,438mm)
✓	Length:	19ft 9in (6,058mm)
✓	Height:	8ft (2,438mm)
✓	Weight (Heavy Container only):	9,920.8lb (4,500kg)
✓	Weight (with 295ft (90m) M150 Trackway®):	41,336.7lb (18,750kg)

PUSHBAR

The Pushbar is a galvanised steel device, designed to roll out and recover M150 Trackway® by use of a vehicle with a minimum of 7,716lb (3,500kg) tow capacity, and either:

- A towing hitch or pin suitable for a 3in (76mm) diameter towing eye;
- 2in (51mm) trailer towing hitch ball.



DIMENSIONS

	Stowed		Deployed
✓	Width:	1ft 8 ³ / ₈ in (518mm)	1ft 8 ³ / ₈ in (518mm)
✓	Length:	7ft 3 ⁵ / ₈ in (2,225mm)	7ft 4 ¹³ / ₁₆ in (2,256mm)
✓	Height:	1ft 2 ⁷ / ₁₆ in (366mm)	3ft 2 ³ / ₈ in (975mm)
✓	Weight:	139lb (63kg)	139lb (63kg)





FAUN Trackway USA, Inc.
Member of the KIRCHHOFF Group

1101 Wilson Blvd., 6th Floor, Arlington,
Virginia, 22209-2211, USA

Tel: +1 202-459-0802

info@fauntrackway.com
www.f auntrackway.com

Images for Illustration Purposes Only

DUNS # 968299268
CAGE # 6HLG9

All content © FAUN Trackway USA, Inc. 2023. All Rights Reserved.